




DRAINAGE SYSTEM FOR GREEN ROOF AREAS





DRAINAGE SYSTEM FOR
GREEN ROOF AREAS


LANDSCAPING

CF-VP DRAINAGE CHANNEL width 125 mm

CF-VP drainage façade channels for draining rainwater from paved areas and façades. These capture rainwater and take it to the drainage layer of the green roof system. Supplied galvanised or made from stainless steel.

Equipped with a removable closing grid and joint system for connecting several elements. The body of the channel has a hole in the bottom at the side to allow the rainwater to flow out to the continuous drainage system in the design area.

The system also includes the side closing terminals of the channel body.



CF-VP channel with slotted grid

CF-VP channel with standard grid

MATERIAL	GRID	WIDTH (mm)	CHANNEL LENGTH (mm)	HEIGHT (mm)
Galvanised steel with anticorrosive treatment, min galvanising 600 g/m ²	Standard grid	125	1000	30
	Slotted grid			40
Stainless steel 1.4301				50
				75

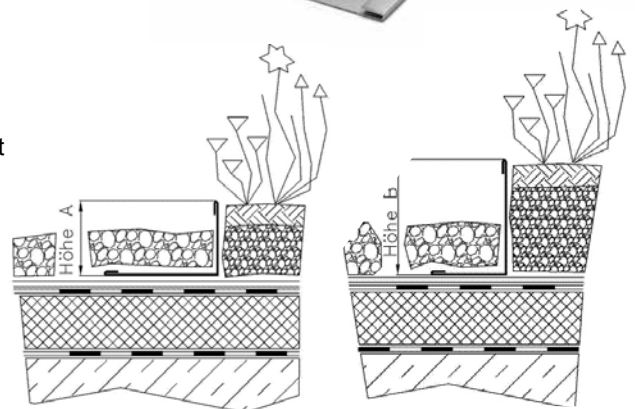
PPD DRAINING GRAVEL GUARD/EDGE PROFILE AN ANGULAR PROFILE FOR TWO HEIGHTS

PPD draining profile with slots on the vertical wing and the support wing for drainage and filtering, used as a gravel guard near the separation perimeters between gravel and substrate or to contain roof greening near perimeters as an alternative to containment ledges cast on site.

The angular profile has wings with two different sizes in order to adapt to different thickness requirements. When placed at the edge of flat floors, the profiles will remain due to ballasting, i.e. without any mechanical fixing of the profile to the waterproof floor.

The profiles will be assembled using:

- **PPD-connectors:** where only profile assembly is necessary (when the profile is used as a separator between gravel and substrate);
- **PPD-FIX:** where it is necessary to create a stable containment (on flat roofs with a max 2° inclination) to the perimeter (the profile is used as an alternative to a masonry ledge).



Installation height 1

Installation height 2

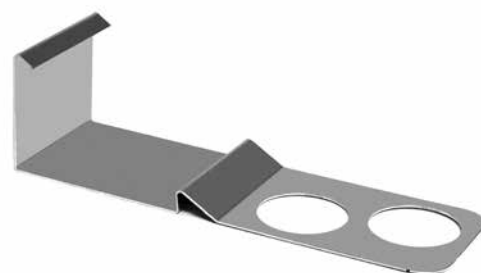
MATERIAL	MEASUREMENTS (mm - HEIGHT 1 / HEIGHT 2)	LENGTH (mm)
Aluminium	50 / 80	2000
Stainless steel 1.4301	80 / 120	3000
	100 / 150	

PPD-FIX CONNECTOR FOR POSITIONING THE PPD EDGE PROFILE

When the **PPD** profile is used at the edge of flat roofing as stable containment for green roof solutions, chosen as an alternative to prefabricated ledges or ledges cast on site, the profile is positioned using the **PPD-FIX** connectors. The connector has two holes on the support wing that enable the connector itself to be secured to the waterproofing membrane, spot welding a strip of the same material used for the waterproofing beneath through the holes.

The advantages of the solution:

- containment can be achieved on existing roofs where the perimeter ledge is not present
- the façade thickness of the perimeter containment is reduced. This thickness will only be equal to the thickness of the green roof stratigraphy (otherwise the ledge would have to be at least 10 cm higher than the finished height of the green roof)
- no mechanical fixing of the profile on the waterproofing is envisaged Note: The system can be used for roofs with a maximum inclination of 2°.

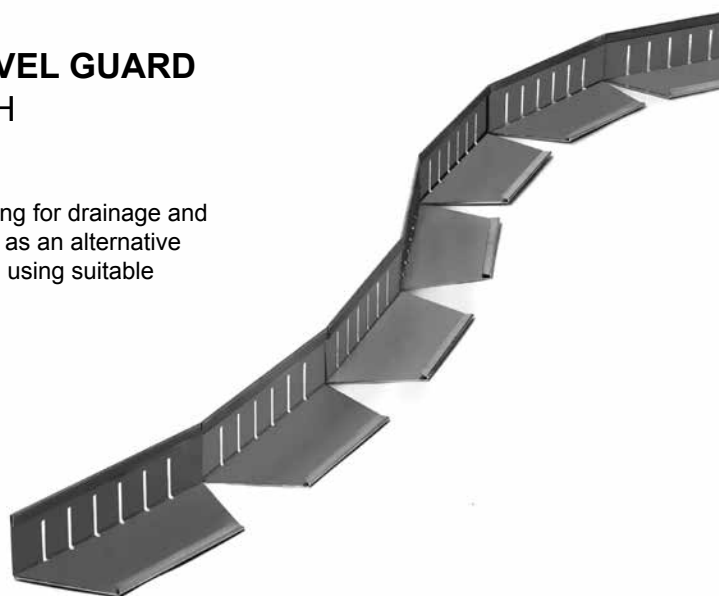


MATERIAL	HEIGHT (mm)
Aluminium	50
Stainless steel 1.4301	80
	100
	120
	150

PPD-FLEX CURVILINEAR DRAINING GRAVEL GUARD PROFILES TO CREATE RESTRAINTS WITH NON-STRAIGHT SHAPES

PPD-FLEX curvilinear draining profile with slots on the vertical wing for drainage and filtering, used as a gravel guard or to contain roof greening areas as an alternative to containment ledges cast on site. The profiles will be assembled using suitable connectors.

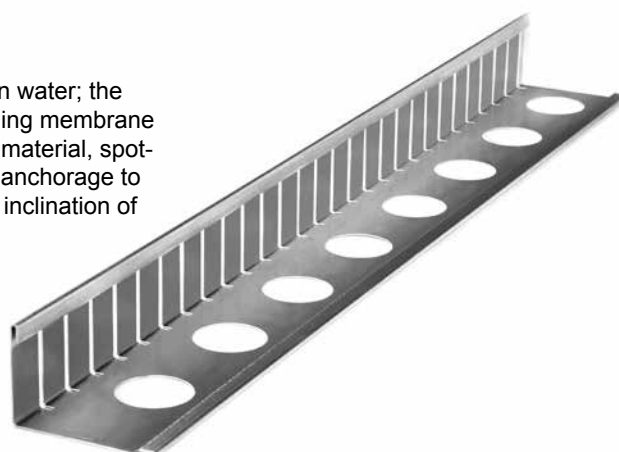
MATERIAL	HEIGHT (mm)	LENGTH (mm)
Aluminium	50	2000
Stainless steel 1.4301	80	
	100	
	120	
	150	



PBD DRAINING EDGE PROFILES

PBD draining edge profile with slots in vertical wing for drainage of rain water; the support wing has holes that allow the profile to be “ditched” to the sealing membrane profile of the water beneath; it is sufficient to place a strip of the same material, spot-welded to the sheet below, on top of the openings. This type of profile anchorage to the waterproof membrane is permitted on roof edges with a maximum inclination of 2°. For greater inclinations, consult the Technical Department.

MATÉRIAU	HAUTEUR (mm)	LONGUEUR (mm)
Aluminium	50	2000
Acier inox 1.4301	80	3000
	120	



PKF5 / PKF1 0 / PKF1 2 DRAINING CONTROL WELLS FOR SIDE AND FAÇADE DRAINS

PKF draining control wells to make it possible to view and inspect the façade drains present in green roofs near perimeter containment both at the foot of the wall and on the façade.

Available in aluminium or stainless steel with removable lid, with slits on the sides and lid for drainage of rain water, fitted with perimeter flange on three sides for connection to the protective layers and side opening, configured for the adaptation of the well to façade drains.

A single well to make it possible to inspect drains at the foot of walls or wall drains thanks to the adaptability of the model. On request, the well can also be supplied with a thermally insulated lid, which makes it possible to prevent thermal bridges in the vicinity of drains present on thermally insulated roofing. The **PK-H** raising is used to reach different heights. The version with a screened lid is available on request.

MATERIAL	MEASUREMENT (mm)	WELL HEIGHT (mm)	RAISING HEIGHT (mm)
Aluminium, lackiert	250x250	50	100
Edelstahl 1.4301	300x300	100	200
		120	



PKF control well



PK-H raising



PKF control well + raising


PK5 / PK10 / PK1 2 DRAINING CONTROL WELLS FOR ROOF DRAINS

PK draining control wells to make it possible to view and inspect the drains present in green roofs.

Available in aluminium or stainless steel with removable lid, with slits on the sides and lid for drainage of rain water, fitted with perimeter flange on all four sides for connection to the protective layers.

On request, the well can also be supplied with a thermally insulated lid, which makes it possible to prevent thermal bridges in the vicinity of drains present on thermally insulated roofing. The **PK-H** raising is used to reach different heights.

The version with a screened lid is available on request.



PK control well

MATERIAL	MEASUREMENT (mm)	WELL HEIGHT (mm)	RAISING HEIGHT (mm)
Painted aluminium	250x250	50	100
Stainless steel.4301	300x300	100	200
		120	


PKS DRAINING CONTROL WELLS FOR ANGULAR DRAINS

PKS draining control wells to make it possible to view and inspect the drains present in green roofs in the vicinity of angles. Available in aluminium or stainless steel with removable lid, with slits on the sides and lid for drainage of rain water, with no perimeter flange. On request, the well can also be supplied with a thermally insulated lid, which makes it possible to prevent thermal bridges in the vicinity of drains present on thermally insulated roofing.

The **PK-H** raising is used to reach different heights

The version with a screened lid is available on request.

MATERIAL	MEASUREMENT (mm)	WELL HEIGHT (mm)	RAISING HEIGHT (mm)
Painted aluminium	250x250	50	100
Stainless steel .4301	300x300	100	200
		120	



PKS control well

LANDSCAPING

P-MEC PROFILES MECHANICAL PROTECTION PROFILES FOR WATERPROOFING PERIMETER FLAPS AND GEOTEXTILE CONTAINMENT

The mechanical protection of the vertical flap of the waterproofing must be positioned in the vicinity of the perimeters, and must climb the containments at least 15 cm more than the finished height of the green roof.

The P-MEC containment and mechanical protection profile also contains the storage felt and filter sheet flaps which follow the waterproofing, protecting it from UV rays, weather and mechanical damage.

The profile is supplied in painted aluminium, in RAL colours on request.

Length: 3000 mm

Height: 150/200 mm


MATERIAL	DESCRIPTION	HEIGHT (mm)	LENGTH (mm)
Aluminium	Mechanical perimeter flap protection	150	3000
Aluminium	Mechanical perimeter flap protection	200	3000
		Other heights on request	

Standard colours available:

- RAL 9006 light grey
- RAL 9007 dark grey
- RAL 9016 white

P-MEC 150 Mechanical flap protection profile, height 15 cm

Coloured aluminium version



SLOT CHANNEL CLF FOR “INVISIBLE” DRAINAGE

Especially with showpiece facades, the architectural concept requires the external paving or surfacing to be carried right up to the external wall. The Harpo slot channel is ideal for such applications, offering a technically flawless alternative to conventional drainage channels. Slot channels are available with either a solid or slotted base. The use of special couplings guarantee efficient laying and, above all, durable performance. The system comes complete with stop-end and inspection chamber units.

Applications:

Patios and balconies, Glass, stone or rendered facades, etc.

Product available:

- **CLF-D** Slot channel allowing percolation
- **CLF-C** Slot channel with solid base
- **PK-CLF** Inspection chamber for slot channel

MATERIAL	CHANNEL WIDTH (mm)	CHANNEL LENGTH (mm)	HEIGHT (mm)
Stainless steel 1.4301	80	1000	150
Also 1.4571 or galvanized steel sheet on request	Other widths on request	2000	Other heights on request



CLF-D



CLF-C



PK-CLF

SLOT CHANNEL CL2F-PRO PAV - CL1F-PRO PAV FOR “INVISIBLE” DRAINAGE

Product available:

- **CL2F-PRO PAV** Slot channel allowing percolation - with n° 2 slot on the top
- **CL1F-PRO PAV** Slot channel allowing percolation - with n° 1 slot on the top

MATERIAL	CHANNEL WIDTH (mm)	CHANNEL LENGTH (mm)	LENGTH (mm)
Stainless steel 1.4301	150	1000	75 mm
			100 mm
Also 1.4571 or galvanized steel sheet on request	200 (Other widths on request)	2000	



PKS control well



PKS control well



Harpo spa
tel. +39 040 3186611
info@harpogroup.it
harpogroup.it

head office
via torino, 34
34123 trieste
italy

factory
via caduti sul lavoro, 7
z.i. noghere 34015 muggia
trieste italy